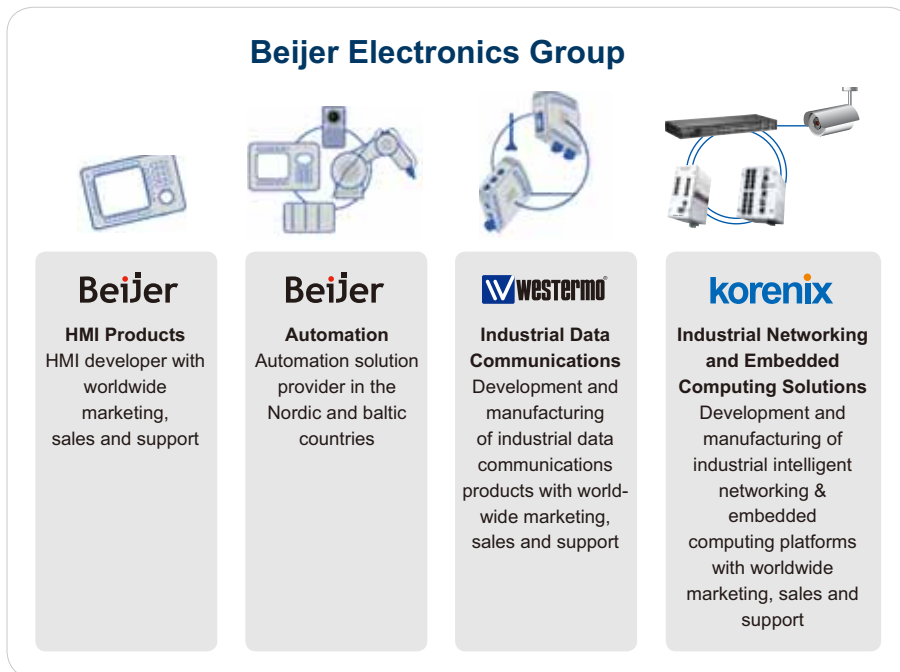


# Industrial Intelligent Networking & Embedded Platforms



Korenix is a market leading brand in industrial networking and computing solutions with an extensive track record in providing innovative, market - oriented, value focused solutions to the industrial market. Over the years, Korenix successfully expands sales and service channels over Asia, Europe, America, Africa, and Middle East.

Korenix is acquired by Beijer Electronics in 2010, within the Industrial Data Communications Division. Beijer Electronics is a fast growing technology company with extensive experience of industrial automation and data communication, developing and marketing competitive products and solutions that focus on the user. Since its start-up in 1981, Beijer Electronics has evolved into a multinational group present in 16 countries and sales of 1,200 MSEK 2010. The company is listed on the Nasdaq OMX Nordic Exchange Stockholm's Small Cap list under the ticker BELE. Beijer Electronics is organized into three business areas: Automation, HMI Products and Industrial Data Communications (IDC) .



## Worldwide Recognition & International Awards

A brief look at Korenix's track record reveals widespread recognition and awards, including COMPUTEX Best Choice Award in Year 2007, 2008, and 2009, IF Design Award 2009, Automation-2009 Award of AISS-AutomaticA, Outstanding IT Products Award 2008, PRODUCT OF THE YEAR 2007 from Control Engineering, and Golden Penguin Award 2008. In 2009, Korenix JetBox is awarded Taiwan Leading Product Sponsorship by the Taiwan Ministry of Economy. In 2010, Korenix has established its credibility by becoming a D&B D-U-N-S Registered™ Enterprise as well as being granted a 2010 Standard Chartered SME Elite award with a listing among Top 500 SMEs of Taiwan. Korenix has also won the reputation of Industrial PoE leader through its innovative JetPoE series. Our reputation as market leader is further supported by our complete industrial networking and embedded solutions ranging from Layer 3 switches, Wireless, IP 67 / 68 switches, network embedded computers, PoE interface card, and IO products.



## Patent Technologies

### 2006

- Rapid Super Ring
- Dual Homing
- Tracked Switch Casing Machinery

### 2007

- Multiple Super Ring with MultiRing, TrunkRing, AnyRing
- Seamless Ring Restoration with ZERO Restoration Time
- Rapid Dual Homing II
- Waterproof Switch Casing Machinery

### 2008

- 6-in-1 Communication Computer
- Encrypted auto-run customization setting for the devices
- Monitoring and auto-recovery for applications

### 2009

- 24V to 48V PoE Boost Technology
- Fast Recovery Mechanism for Trunk Ring

### 2009

- A Fast Redundant Path Moving Mechanism for Network Coupling
- Initial Setup Method for Ring Network, Broken Link Redundancy Procedure and Restoration Method for Reconnected Broken Link
- Ring Network Coupling and its Redundant Procedure
- Power over Ethernet System Having Hi-Pot Isolation and Automatic Output (pending)
- Power Adjustment with Thermal Control (pending)

### 2010

- Distribute Power Management Device
- Network Protocol Speedup Classification Method
- Two way Booster PoE switch card: PCI add-on card or stand-alone switch card (pending)
- Serial Data Buffer for broken Uplink Ethernet Connection (pending)
- Security SD card with a key to trigger users' programs (pending)

## Vertical Market Certifications

For vertical market applications, Korenix products are designed and compliant with different approvals.

- IEC 61850 for Power Substation
- NEMA TS2 for Intelligent Transportation System
- EN50155 for Rolling Stock
- UL508 for Industrial Environment

## Associations



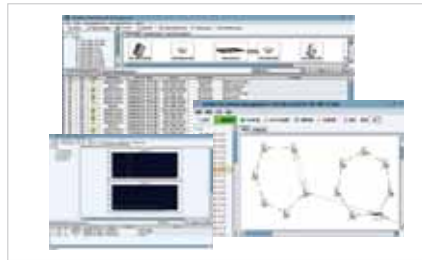
## JetView Pro Industrial Intelligent Network Management System



- Manage IP-based devices from central office and remote sites
- Manage up to 1024 network nodes
- Open support for 3rd party network devices
- Automated network discovery and topology visualization
- Device and MSR group management
- Server-Client operation to ensure system scalability, reliability and real time status
- Event handling via polling, syslog, email and SNMP trap
- Notification sent-out via email, application programs, SNMP trap, XMPP\*, SMS\* and MSN Messenger\*
- Device configurations via SNMPv1/v2c/v3, Web, Telnet and SSH
- Provides performance management
- Provides accounting management
- Centralized management to reduce network traffic
- Supports SNMP OPC server\*
- Free download for managing 64 nodes

### Overview

JetView Pro Korenix i<sup>2</sup>NMS (Industrial Intelligent Network Management System) is specifically designed for mission critical industrial environments. JetView Pro provides a comprehensive platform for monitoring, configuring and maintaining mission-critical IP-based communication networks, such as IP surveillance, factory automation, mining, substation, maritime, and military applications.



### Ordering Information

**A free demo version that supports monitoring of 64 IP-enabled devices is available to download at Korenix website.**

- JetView Pro-128: Industrial Intelligent Network Management System for networks up to 128 nodes
- JetView Pro-256: Industrial Intelligent Network Management System for networks up to 256 nodes
- JetView Pro-1024: Industrial Intelligent Network Management System for networks up to 1024 nodes

### Server Computer Requirements

- Minimum Intel Core 2 Quad-Core CPU 2.4 GHz or higher, 1GB RAM, 1GB hard disk
- Windows XP/2000/2003/7/Vista platforms
- Linux platforms\*

\*Available in JetView Pro V2.0

**Korenix Product Selection Guide – Rackmount Managed High Power IEEE 802.3at PoE Switch**


JetNet 5728G -24P



JetNet 5728G-16P



JetNet 5720G-8P

**Rackmount Managed Giga High Power IEEE 802.3at PoE Switch**

<b>Interface</b>			
Number of Ports:10/100Base-TX	24	24	16
Number of Ports:10/100/1000Base-TX	4 (Combo)	4 (Combo)	4 (Combo)
Number of Ports: PoE Injector	Port 1~24	Port 1~16	Port 1~8
Number of Ports: Fiber	4 (Giga SFP)	4 (Giga SFP)	4 (Giga SFP)
(Multi Mode Fiber)	•	•	•
(Single Mode Fiber)	•	•	•
PoE Wiring Pins	1,2,3,6	1,2,3,6	1,2,3,6
PoE Standard	IEEE802.3 af PoE IEEE802.3 at PoE-Plus 2-event and LLDP Classification Forced Mode PoE	IEEE802.3 af PoE IEEE802.3 at PoE-Plus 2-event and LLDP Classification Forced Mode PoE	IEEE802.3 af PoE IEEE802.3 at PoE-Plus 2-event and LLDP Classification Forced Mode PoE
Power Terminal	2 x DC 46 ~ 57V AC 90~264V/DC127~370V	2 x DC 46 ~ 57V AC 90~264V/DC127~370V	2 x DC 46 ~ 57V AC 90~264V/DC127~370V
PoE Power per port	30W	30W	30W
Total Power Budget	240W @AC(50°C)/540W @DC(65°C)	240W @AC(50°C)/340W @DC(65°C)	75W @AC(50°C)/160W @DC(65°C)
24V Boost			
Power Jack			
Fault Relay Output	•	•	•
HIPOUT	1500VAC	1500VAC	1500VAC
<b>Mechanical</b>			
Rigid Metal Case	•	•	•
Case Protection	IP 31	IP 31	IP 31
Dimensions (unit=mm)	43.8(H) x 431(W) x 375 (D)	43.8(H) x 431(W) x 375 (D)	43.8(H) x 431(W) x 375 (D)
Operating Temperature	-25~65°C (802.3af)	-25~65°C (802.3af)	-25~65°C (802.3af)
DIN-Rail/ Wall Mount Kit			
Rackmount Kit	•	•	•
<b>Protocols</b>			
Web-based Configuration	•	•	•
Windows Utility (JetView, JetView Pro)	•	•	•
Secured HTTPS, SSH	•	•	•
Super Ring, RSTP, MSTP	•	•	•
MSR (RSR, RDH, MultiRing, TrunkRing)	•	•	•
IGMP Snooping & IGMP Query	•	•	•
Tag-VLAN	•	•	•
Quality of Service	•	•	•
SNMP V1/V2C/V3/RMON	•	•	•
SMTP(e-mail warning)/Syslog	•	•	•
IEEE802.1 AB LLDP	•	•	•
IEEE 1588 PTP	•	•	•
<b>Certifications</b>			
Regulatory Approvals:CE / FCC / UL / CB	•	•	•
RoHS/WEEE	•	•	•



## Korenix Product Selection Guide – Managed High Power (IEEE 802.3at) PoE Switch



JetNet 6710G-M12



JetNet 6710G-RJ



JetNet 5710G



JetNet 4706



JetNet 4706f


Managed Giga High Power IEEE 802.3at PoE Switch

Managed High Power PoE Switch

Interface					
Number of Ports:10/100Base-TX	8 (M12)	8 (RJ45)	8	6	4
Number of Ports:10/100/1000Base-TX	2	2	2		
Number of Ports: PoE Injector	Port 1-8	Port 1-8	Port 1-8	Port 1-4	Port 1-4
Number of Ports: Fiber					2
(Multi Mode Fiber)					2KM (JetNet 4706f-m)
(Single Mode Fiber)					30KM (JetNet 4706f-s)
PoE Wiring Pins	1,2,3,4	1,2,3,6	1,2,3,6	4,5,7,8	4,5,7,8
PoE Standard	IEEE802.3 af PoE IEEE802.3 at PoE-Plus LLDP Classification Forced Mode PoE	IEEE802.3 af PoE IEEE802.3 at PoE-Plus LLDP Classification Forced Mode PoE	IEEE802.3 af PoE IEEE802.3 at PoE-Plus LLDP Classification Forced Mode PoE	IEEE802.3 af PoE Forced Mode PoE	IEEE802.3 af PoE Forced Mode PoE
Power Terminal	DC48-57V *2	DC48-57V *2	DC48-57V *2	48V*2	48V*2
PoE Power per port	30W	30W	30W	25W	25W
Total Power Budget	200W (60°C)	200W (60°C)	200W (60°C)	80W (60°C)	80W (60°C)
24V Boost					
Power Jack					
Fault Relay Output	●	●	●	●	●
HIPOT	1500VAC	1500VAC	1500VAC	1200VAC	1200VAC
Mechanical					
Rigid Metal Case	●	●	●	Aluminum	Aluminum
Case Protection	IP 30	IP 30	IP 30	IP 31	IP 31
Dimensions (unit:mm)	145.2 (H) x 230.6 (W) x 74 (D)			46.5(H) x 174.8(W) x 136(D)	
Operating Temperature	-40-60°C (802.3af)	-40-60°C (802.3af)	-40-70°C (802.3af)	-40-60°C	-40-60°C
DIN-Rail/ Wall Mount Kit	Wall Mount	Wall Mount	Wall Mount	●	●
Rackmount Kit					
Protocols					
Web-based Configuration	●	●	●	●	●
Windows Utility (JetView, JetView Pro)	●	●	●	●	●
Secured HTTPS,SSH	●	●	●	●	●
Super Ring, RSTP, MSTP	●	●	●	Super Ring, RSTP	Super Ring, RSTP
MSR (RSR, RDH, MultiRing, TrunkRing)	●	●	●	●	●
IGMP Snooping & IGMP Query	●	●	●	●	●
Tag-VLAN, Private VLAN, QinQ	●	●	●	Port-based VLAN	Port-based VLAN
Quality of Service	●	●	●	●	●
SNMP V1/V2C/V3/RMON	●	●	●	●	●
SMTP(e-mail warning)/Syslog	●	●	●	●	●
IEEE802.1 AB LLDP	●	●	●	●	●
IEEE 1588 PTP	●	●	●		
Certifications					
Regulatory Approvals:CE / FCC / UL	CE/FCC	CE/FCC	CE/FCC	●	●
RoHS/WEEE	●	●	●	●	●
EN 50121-4 Railway EMC	Compatible	Compatible	Compatible		

Industrial PoE / PoE Plus Switch

Korenix Product Selection Guide – Managed / Unmanaged Gigabit Booster PoE Switch



Interface						
Number of Ports:10/100Base-TX	8 (M12)	8 (RJ45)	8	8	4	5
Number of Ports:10/100/1000Base-TX	2	2		2	2	
Number of Ports: PoE Injector	Port 1~8	Port 1~8	Port 1~8	Port 1~8	Port 1~4	Port 1~4
Number of Ports: Fiber			2 Giga SFP (JetNet 3810Gf) 2 FE SFP (JetNet 3810f)			
(Multi Mode Fiber)			●			
(Single Mode Fiber)			●			
PoE Wiring Pins	1,2,3,4	1,2,3,6	4,5,7,8	4,5,7,8	4,5,7,8	1,2,3,6
PoE Standard	IEEE802.3 af PoE Forced Mode PoE	IEEE802.3 af PoE Forced Mode PoE	IEEE802.3 af PoE	IEEE802.3 af PoE	IEEE802.3 af PoE	IEEE802.3 af PoE
Power Terminal	DC 24~57V	DC 24~57V	DC12~24V	DC12~24V	DC12~24V	DC24/48V x 2
PoE Power per port	15.4W	15.4W	15.4W	15.4W	15.4W	15.4W
Total Power Budget	120W (60°C)	120W (60°C)	60W* (60°C)	60W* (60°C)	60W* (60°C)	67W @ DC24V 62.4W @ DC48V
24V Boost	●	●	12~24V Boost	12~24V Boost	12~24V Boost	●
Power Jack						
Fault Relay Output	●	●	●	●	●	●
HIPOT	1500VAC	1500VAC				
Mechanical						
Rigid Metal Case	●	●	Aluminum	Aluminum	Aluminum	Aluminum
Case Protection	IP 30	IP 30	IP 30	IP 30	IP 30	IP 30
Dimensions (unit=mm)	145.2 (H) x 230.6 (W) x 121.7 (D)		149(H) x 66(W) x 131.2(D)*	149(H) x 66(W) x 131.2(D)*	140(H) x 48.6(W) x 95(D)	
Operating Temperature	-40~60°C	-40~60°C	-25~60°C	-25~60°C	-25~60°C	-10~60°C
DIN-Rail/ Wall Mount Kit	Wall Mount	Wall Mount	Din-Rail	Din-Rail	Din-Rail	●
Rackmount Kit						
Protocols						
Web-based Configuration	●	●				
Windows Utility (JetView, JetView Pro)	●	●				
Secured HTTPS,SSH	●	●				
Super Ring, RSTP, MSTP	●	●				
MSR (RSR, RDH, MultiRing, TrunkRing)	●	●				
IGMP Snooping & IGMP Query	●	●				
Tag-VLAN, Private VLAN, QinQ	●	●				
Quality of Service	●	●	●	●	●	
SNMP V1/V2C/V3/RMON	●	●				
SMTP(e-mail warning)/Syslog	●	●				
IEEE802.1 AB LLDP	●	●				
IEEE 1588 PTP	●	●				
Certifications						
Regulatory Approvals:CE / FCC / UL	CE/FCC	CE/FCC	CE/FCC	CE/FCC	CE/FCC	CE/FCC
RoHS/WEEE	●	●	●	●	●	●
EN 50121-4 Railway EMC	Compatible	Compatible				

\*Specifications may change without prior notice



## Korenix Product Selection Guide – PoE / Gigabit PoE Switch



JetNet 3710G



JetNet 3705



JetNet 3705f



JetNet 3706-RJ

	Giga PoE Switch	PoE Switch	PoE Switch	IP67 PoE Switch
<b>Interface</b>				
Number of Ports:10/100Base-TX	8	5	4	6
Number of Ports:10/100/1000Base-TX	2			
Number of Ports: PoE Injector	Port 1~8	Port 1~4	Port 1~4	Port 1~4
Number of Ports: Fiber			1	
(Multi Mode Fiber)			2KM (JetNet 3705f-m)	
(Single Mode Fiber)			30KM (JetNet 3705f-s)	
PoE Wiring Pins	4,5,7,8	4,5,7,8	4,5,7,8	4,5,7,8
PoE Standard	IEEE802.3 af PoE	IEEE802.3 af PoE	IEEE802.3 af PoE	IEEE802.3 af PoE
Power Terminal	DC48V	DC48V x 2	DC48V x 2	DC48V (44~57V) x 2
PoE Power per port	15.4W	15.4W	15.4W	15.4W
Total Power Budget	65W* (70°C)	60W (70°C)	60W (70°C)	55W (70°C)
24V Boost				
Power Jack		DC48V *1	DC48V *1	DC48V *1
Fault Relay Output	●	●	●	
HIPOT		1200VAC	1200VAC	1200VAC
<b>Mechanical</b>				
Rigid Aluminum Case	●	●	●	●
Case Protection	IP 30	IP 31	IP 31	IP 67
Dimensions (unit=mm)	149(H) x 66(W) x 131.2(D)*	33.8(H) x 164.8(W) x 108(D)	33.8(H) x 164.8(W) x 108(D)	213.6(H) x 106.0(W) x 56.5(D)
Operating Temperature	-25~70°C	-20~70°C	-10~70°C	-40~70°C
DIN-Rail/ Wall Mount Kit	Din-Rail	●	●	Wall Mount
Rackmount Kit				
<b>Protocols</b>				
Web-based Configuration				
Windows Utility (JetView, JetView Pro)				
Secured HTTPS,SSH				
Super Ring, RSTP, MSTP				
MSR (RSR, RDH, MultiRing, TrunkRing)				
IGMP Snooping & IGMP Query				
Tag-VLAN, Private VLAN, QinQ				
Quality of Service	●			
SNMP V1/V2C/V3/RMON				
SMTP(e-mail warning)/Syslog				
IEEE802.1 AB LLDP				
IEEE 1588 PTP				
<b>Certifications</b>				
Regulatory Approvals:CE / FCC / UL	●	CE/FCC	CE/FCC	CE/FCC
RoHS/WEEE	●	●	●	●

\*Specifications may change without prior notice

## JetNet 5728G-24P / 5728G-16P / 5720G-8P

### Industrial Rackmount 24+4G Managed High Power IEEE802.3at PoE Switch

- Up to 24 10/100 Base-TX and 4 Gigabit uplink ports
- Up to 24 ports support both 15.4W IEEE 802.3af and the latest 30W high power IEEE 802.3at, including 2-event and LLDP classification
- Total power budget is 540/340/160W in DC power mode and 240/240/75W in AC power mode by IEEE 802.3at
- Flexible bandwidth and long-distance data transmission by SFP transceivers
- LPLD for reliable PoE connection through Active Powered Device status detection and auto reset function
- Non-Blocking backplane, 16K MAC table for wire speed bidirectional switching
- Korenix patented MSR, up to 12 x 100Mbps plus 2 Gigabit rings
- Supports up to 9,216 bytes Jumbo Frame for secured large file transmission
- IEEE 802.1AB LLDP and optional JetView Pro i<sup>2</sup>NMS software for auto-topology and large network group management
- IGMP Query v1/v2 & Snooping v1/v2/v3 for advanced multicast filtering
- Up to 256 VLAN for traffic isolation
- Advanced network management by SNMP, RMON
- Supports DHCP client/server, DHCP Option 82 for automatic IP configuration
- Dual redundant Low Voltage range: 48VDC(46~57VDC) and High Voltage range: 90~264VAC or 127~370VDC
- IP31 rugged metal case with great heat dispersion



CE FCC RoHS



## JetNet 6710G-RJ / 6710G-M12

### Industrial 8 PoE+2G Managed RJ45/M12 High Power IEEE802.3at PoE Switch

- 8 10/100 Base-TX PoE and 2 Gigabit uplink ports
- Solid M12 D-coded (JetNet 6710G-M12) or Rugged RJ45 Ethernet connectors ( JetNet 6710G-RJ) to protect from vibration applications such as PoE in Tram, Rail or Highway
- 8 PoE ports support both 15.4W IEEE 802.3af and the latest 30W high power IEEE802.3at by LLDP PoE classification
- Total power budget is 200W by IEEE 802.3at with maximum 30W per port
- All ports support Korenix patented RSR with 5ms recovery time, and MSR for up to 4 x 100Mbps Rings plus 1 Gigabit Ring
- IEEE 802.1AB LLDP and optional JetView Pro i<sup>2</sup>NMS software for auto-topology and group management
- Tag-VLAN for multiple VLAN traffic isolation and QinQ for private VLAN
- LACP port trunk for bandwidth aggregation in video surveillance
- Auto thermal detection and power budget control
- Redundant DC Power Inputs and Alarm Relay Output
- AC 1.5KV Hi-Pot isolation protection for ports and power
- EN 50121-4 Railway EMC compatible
- -40~60°C wide operating temperature (802.3af)



JetNet 6710G-RJ

JetNet 6710G-M12

CE FCC RoHS






## JetNet 6810G-RJ / 6810G-M12

### Industrial 8 PoE + 2G Managed RJ45/M12 Booster PoE Switch

- 8 10/100 Base-TX PoE and 2 Gigabit uplink ports
- Solid M12 D-coded (JetNet 6810G-M12) or Rugged RJ45 Ethernet connectors ( JetNet 6810G-RJ) to protect from vibration applications such as PoE in Tram, Rail or Highway
- 8 PoE ports support IEEE 802.3af standard with 120W total power budget / max. 15.4W per port
- Built-in Isolated 24V to 57V DC PoE Booster for vehicle use
- 32Gbps switch Fabric, 8K MAC address
- All ports support Korenix patented RSR with 5ms recovery time, and MSR for up to 4 x 100Mbps Rings plus 1 Gigabit Ring
- IEEE 802.1AB LLDP and optional JetView Pro i<sup>2</sup>NMS software for auto-topology and group management
- Tag VLAN for multiple VLAN traffic isolation and QinQ for private VLAN
- LACP port trunk for bandwidth aggregation in video surveillance
- Auto Power Budget Control with Thermal Detection
- Redundant DC Power Inputs and Alarm Relay Output
- AC 1.5KV Hi-Pot isolation protection for ports and power
- EN 50121-4 Railway EMC compatible
- -40~60°C wide operating temperature



JetNet 6810G-RJ

JetNet 6810G-M12

CE FC RoHS



## JetNet 3810G / 3810Gf / 3810f

### Industrial 8 PoE + 2GbE / 2 GbE SFP / 2 FE SFP Booster PoE Switch

- Eight 10/100 TX PoE plus two 10/100/1000TX uplink ports (JetNet 3810G)
- Eight 10/100 TX PoE plus two 100/1000FX SFP fiber uplink ports (JetNet 3810f / 3810Gf)
- Vehicle PoE: DC 12V~24V input, deliver 8 port PoE @48V
- 802.3af compliant PoE: Total power budget is 65W\* with max. 15.4W per port
- Two gigabit Ethernet / gigabit SFP ports for larger uplink bandwidth of surveillance (JetNet 3810G / 3810Gf)
- Flexible fiber transmission by SFP transceivers (JetNet 3810f / 3810Gf)
- Supports QoS for optimizing video and VoIP stream
- Fault relay for active warning of port failure
- -25~60°C operating temperature



JetNet 3810G

JetNet 3810Gf

CE FC RoHS



\* Specifications may change without prior notice

## Korenix Product Selection Guide – Industrial Rackmount Managed Gigabit Switch



JetNet 6524G  
JetNet 6524G-DC24/48



JetNet 5828G Series



JetNet 5628G Series



JetNet 5428G  
JetNet 5428G-DC  
JetNet 5428G-2G-2FX

	Layer 3 Stackable Managed Switch	Layer 3 Modular Managed Switch	Modular Managed Switch	Managed Switch
<b>Interface</b>				
Number of Ports: 10/100TX		Max. 24	Max. 24	24
Number of Ports: 10/100/1000TX	24	4	4	4(JetNet 5428G/5428G-DC) 2(JetNet 5428G-2G-2FX)
Number of Ports: Fiber	4G Combo	Max. 22 (18+4G)	Max. 22 (18+4G)	4G combo (JetNet 5428G/5428G-DC); 2G combo +2x 100M/Gigabit SFP(JetNet 5428G-2G-2FX)
(Multi Mode Fiber)	Gigabit SFP	100-FX SC/SFP or Gigabit SFP	100-FX SC/SFP or Gigabit SFP	Gigabit SFP (JetNet 5428G/5428G-DC) 100M/Gigabit SFP (JetNet 5428G-2G-2FX)
(Single Mode Fiber)	Gigabit SFP	100-FX SC/SFP or Gigabit SFP	100-FX SC/SFP or Gigabit SFP	Gigabit SFP (JetNet 5428G/5428G-DC) 100M/Gigabit SFP (JetNet 5428G-2G-2FX)
Console	•	•	•	•
AC Power Input	90-264VAC(JetNet 6524G)	85-264VAC*1(JetNet 5828G) 85-264VAC*2(JetNet 5828G-2AC)	85-264VAC*1(JetNet 5628G) 85-264VAC*2(JetNet 5628G-2AC)	90-264VAC (JetNet 5428G/ 5428G-2G-2FX)
DC Power Input	24V*2(JetNet 6524G-DC24) 48V*2(JetNet 6524G-DC48)	24/48VDC*2 (JetNet 5828G) 88-370VDC*2(JetNet 5828G-2HDC)	24/48VDC*2 (JetNet 5628G) 88-370VDC*2(JetNet 5628G-2HDC)	24V(12-48V)DC x2 (JetNet 5428G-DC)
Power Consumption	Max. 50 Watts	Max. 50 Watts	Max. 50 Watts	Max. 20 Watts
Fault Relay Output		2 DI + 2 DO	2 DI + 2 DO	
Fan	2 FAN(JetNet 6524G) Fanless(JetNet 6524G-DC24/48)	Fanless	Fanless	Fanless
<b>Mechanical</b>				
1U Rack Mount	•	•	•	•
F.E. Module		•	•	•
Dimension (Unit=mm)	44(H) x 438 (W) x 237 (D)	44(H) x 431 (W) x 375 (D)	44(H) x 431 (W) x 375 (D)	44(H) x 438 (W) x 170 (D)
Operating Temperature	-10~55°C(JetNet 6524G) -40~65°C(JetNet 6524G-DC)	-40~85°C	-40~85°C	-25~70°C
Rack-Mount Kit	•	•	•	•
<b>Protocols</b>				
CLI/Web Configuration	•	•	•	•
JetView / JetView Pro	•	•	•	•
Jumbo Frame	•	•	•	•
Port Trunking	•	•	•	•
Network Redundancy (MSR, RSTP, MSTP)	MSR member, RSTP, MSTP	•	•	•
Maximum Ring	1	14	14	14
IGMP Snooping & IGMP Query	•	•	•	•
Tag-VLAN	•	•	•	•
Private VLAN, QinQ		•	•	•
Quality of Service	•	•	•	•
SNMP V1/V2c/V3	•	•	•	•
IEEE 802.1AB LLDP	•	•	•	•
IEEE1588 PTP		•	•	•
ACL	L3	L3	L2+	L2+
HTTPS,SSH,Port/IP Security, 802.1x	•	•	•	•
Layer 3 IP Routing	•	•		
Multicast Routing	•	•		
<b>Certifications</b>				
Regulatory Approval: CE/FCC	•	•	•	•
IEC 61850-3		•	•	
RoHS/WEEE	•	•	•	•



## Korenix Product Selection Guide – Industrial Din Rail Managed Gigabit Ring Switch



JetNet 6059G (New)



JetNet 5018G



JetNet 5012G (New)



JetNet 5010G/5010G-w/  
JetNet 5010G-NEMA



JetCard 5010G-P

	Full Gigabit Managed Switch	Gigabit Managed Switch		Gigabit Managed Switch Board	
<b>Interface</b>					
Number of Ports: 10/100TX		16	8	7	8
Number of Ports: 10/100/1000TX	4 + 5 (Combo)	2(Combo)	2 (Combo)	3 (Combo)	
Number of Ports: Fiber	5 (Gigabit&100FX SFP)	2(Gigabit SFP)	4 (Gigabit SFP)	3 (Gigabit&100FX SFP)	2 (Gigabit SFP)
(Multi Mode Fiber)	Multi-mode SFP	Multi-mode SFP	Multi-mode SFP	Multi-mode SFP	Multi-mode SFP
(Single Mode Fiber)	Single-mode SFP	Single-mode SFP	Single-mode SFP	Single-mode SFP	Single-mode SFP
Console	Isolated	●	●	●	●
Power Input	DC24*2(10.5~60V)	DC24*2(12-48V)	DC24*2(12-48V)	DC24*2(12-48V)/ 10-60VDC( JetNet 5010G-NEMA)	DC3.3V
Fault Relay Output	●	●	●	●	
HiPot	RJ-Case/RJ-RJ 1500VAC Power-Case 2200VDC	1500VAC	1500VAC	1200VAC	
<b>Mechanical</b>					
Aluminum Case	●	●	●	●	
Protection	IP31	IP31	IP31	IP31	
Dimension (Unit=mm)	160 (H) x 95 (W) x 136 (D)	137(H) x 96(W) x 129(D)	137(H) x 96(W) x 129(D)	137(H) x 96(W) x 119(D)	30↓(H) x 127.4(W) x 122.5(D)
Operating Temperature	-25~70°C (JetNet 6059G) -40~75°C (JetNet 6059G-w)	-25~70°C (JetNet 5018G) -40~70°C (JetNet 5018G-w)	-25~70°C (JetNet 5012G) -40~70°C (JetNet 5012G-w)	-25~70°C (JetNet 5010G) -40~70°C (JetNet 5010G-w) -40~75°C (JetNet 5010G-NEMA)	-25~70°C
Din Rail/Wall Mount	●	●	●	●	
<b>Protocols</b>					
CLI/Web Configuration	●	●	●	●	●
JetView/JetView Pro	●	●	●	●	●
Jumbo Frame		●	●		●
Port Trunking	●	●	●	●	●
Network Redundancy (MSR, RSTP, MSTP)	●	●	●	●	●
Maximum Ring	4	9	6	5	5
IGMP Snooping & IGMP Query	●	●	●	●	●
Tag-VLAN	●	●	●	●	●
Private VLAN, QinQ	●	●	●	●	●
Quality of Service	●	●	●	●	●
SNMP V1/V2c/V3	●	●	●	●	●
IEEE 802.1AB LLDP	●	●	●	●	●
IEEE1588 PTP	●	●	●		●
Layer2+ ACL		●	●		●
HTTPS,SSH,Port/IP Security, 802.1x	●	●	●	●	●
<b>Certifications</b>					
Regulatory Approval: CE/FCC/UL	CE/FCC	●	●	●	
RoHS/WEEE	●	●	●	●	●
NEMA-TS2	Compatible			Compatible (JetNet 5010G-NEMA)	

## ◀◀◀ Industrial L2 / L3 Rackmount / Rail Ethernet Switch

### Korenix Product Selection Guide – Industrial Din Rail Managed Switch



	Managed Ethernet Switch		Managed Ethernet Switch	Managed Ethernet Switch	Managed Ethernet Switch
<b>Interface</b>					
Number of Ports: 10/100TX	16+2 Combo	7+3 Combo	8 (JetNet 4508 V2) 6 (JetNet 4508f V2)	7+3 Combo	6 (JetNet 4006) 4 (JetNet 4006f)
Number of Ports: 10/100/1000TX					
Number of Ports: Fiber	2 (100FX SFP)	3 (100FX SFP)	2 (100FX) (JetNet 4508f V2)	3 (100FX SFP)	2 (100FX) (JetNet 4006f)
(Multi Mode Fiber)	Multi-mode SFP	Multi-mode SFP	2KM (JetNet 4508f-m V2)	Multi-mode SFP	2KM (JetNet 4006f-m)
(Single Mode Fiber)	Single-mode SFP	Single-mode SFP	30KM (JetNet 4508f-s V2)	Single-mode SFP	30KM (JetNet 4006f-s)
Console	•	•	•	•	•
Power Input	DC24*2(12-48V)	DC24*2(12-48V)10~60V (JetNet 4510-NEMA)	DC24*2(10-60V)	DC24*2(12-48V)	DC24*2(12-48V)
Fault Relay Output	•	•	•	•	•
HiPot	1500VAC	1200VAC	1500VAC	1200VAC	1200VAC
<b>Mechanical</b>					
Aluminum Case	•	•	•	•	•
Protection	IP31	IP31	IP31	IP31	IP31
Dimension (Unit=mm)	137(H) x96(W) x 129(D)	137(H) x96(W) x 119(D)	149(H) x 55(W) x 131.2(D)	137(H) x 96(W) x 119(D)	45.5(H) x 185.3(W) x 136(D)
Operating Temperature	-40~75°C	-25~70°C (JetNet 4510) -40~70°C (JetNet 4510-w) -40~75°C (JetNet 4510-NEMA)	-20~70°C (JetNet 4508 V2) -10~70°C (JetNet 4508f V2) -40~75°C (JetNet 4508-w V2) -40~75°C (JetNet 4508f-w V2)	-25~70°C (JetNet 4010) -40~70°C (JetNet 4010-w)	-25~70°C (JetNet 4006) -10~60°C (JetNet 4006f) -40~60°C (JetNet 4006f-w)
Din Rail/Wall Mount	•	•	Din Rail	•	•
<b>Protocols</b>					
CLI/Web Configuration	•	•	•	•	•
JetView/JetView Pro	•	•	•	JetView	•
Jumbo Frame	•				
Port Trunking	•	•	•	•	
Network Redundancy (MSR, RSTP, MSTP)	•	•	•	MSR, RSTP	MSR, RSTP
Maximum Ring	9	5	4	5	1
IGMP Snooping & IGMP Query	•	•	•	•	•
Tag-VLAN	•	•	•	•	Port-based VLAN
Private VLAN, QinQ	•	•	•		
Quality of Service	•	•	•	•	•
SNMP V1/V2c/V3	•	•	•		•
IEEE 802.1AB LLDP	•	•	•	•	•
IEEE1588 PTP	•		•		
Layer2+ ACL	•				
HTTPS,SSH,Port/IP Security, 802.1x	•	•	•	•	•
<b>Certifications</b>					
Regulatory Approval: CE/FCC/UL	CE/FCC	•	CE/FCC	•	CE/FCC
RoHS/WEEE	•	•	•	•	•
NEMA-TS2		Compatible (JetNet 4510-NEMA)	Compatible (JetNet 4508-w V2 / 4508f-w V2)		



## Korenix Product Selection Guide – Industrial Din Rail Switch



JetNet 3018G



JetNet 3010G



JetNet 3008



JetNet 3008f



JetNet 2005



JetNet 2005f

	Gigabit Ethernet Switch	Gigabit Ethernet Switch	Fast Ethernet Switch	Fast Ethernet Switch
<b>Interface</b>				
Number of Ports: 10/100TX	16	7	8	6
Number of Ports: 10/100/1000TX	2(Combo)	Port 8,9-10/100/1000M Port 10-1000M		
Number of Ports: Fiber	2(Gigabit SFP)	3 (Gigabit SFP)	2 (100FX)	1(100FX)
(Multi Mode Fiber)	Multi-mode SFP	Multi-mode SFP	2KM (JetNet 3008f-m)	2KM (JetNet 2005f-m)
(Single Mode Fiber)	Single-mode SFP	Single-mode SFP	30KM (JetNet 3008f-s)	30KM (JetNet 2005f-s)
Console				
Power Input	DC24*2(12-48V)	DC24*2(12-48V)	DC24*2(10-48V)	DC18-32V
Fault Relay Output	●		●	●
HiPot	1500VAC	1200VAC	1000VAC	1500VAC
<b>Mechanical</b>				
Aluminum Case	●	●	●	●
Protection	IP31	IP31	IP31	IP31
Dimension (Unit=mm)	137(H) x 96(W) x 129(D)	137(H) x 96(W) x 119(D)	120(H) x 55(W) x 108(D)	111.8(H) x 30(W) x 98.2(D)
Operating Temperature	-25~70°C	-20~70°C (JetNet 3010G) -40~70°C (JetNet 3010G-w)	-34~70°C (JetNet 3008) -25~70°C (JetNet 3008f)	-25~75°C (JetNet 2005) -10~60°C (JetNet 2005f) -40~75°C (JetNet 2005-w) -40~75°C (JetNet 2005f-w)
Din Rail/Wall Mount	●	●	Din Rail	Din Rail
<b>Protocols</b>				
CLI/Web Configuration				
JetView/JetView Pro				
Jumbo Frame	●			
Port Trunking				
Network Redundancy (MSR, RSTP, MSTP)				
Maximum Ring				
IGMP Snooping & IGMP Query				
Tag-VLAN				
Quality of Service	●	●	●	
SNMP V1/V2c/V3				
IEEE 802.1AB LLDP				
IEEE1588 PTP				
Layer2+ ACL				
HTTPS,SSH,Port/IP Security, 802.1x				
<b>Certifications</b>				
Regulatory Approval: CE/FCC/UL	●	●	CE/FCC	●
RoHS/WEEE	●	●	●	●

## JetNet 6524G / 6524G-DC24 / 6524G-DC48

### Industrial 24-Port Gigabit Stackable Layer 3 Managed Ethernet Switch

- 24-port 10/100/1000 BaseT with 4 Gigabit SFP combo ports
- Two 10G backplane for stacking up to 8 units with 192 ports / 384G Bandwidth
- Supports IP, VLAN & Multicast routing
- IP Routing protocol supports RIP v1 / v2, OSPF v1/v2
- Supports L3 Multicast, PIM-DM and PIM-SM, DVMRP, IGMP v1/v2/v3
- Virtual Redundant Router Protocol (VRRP) for gateway redundancy
- Supports LLDP and JetView Pro i<sup>2</sup>NMS for network auto-topology visualization and efficient group management
- 802.1s Multiple Spanning Tree Protocol and 802.1w RSTP for network redundancy, and MSR member mode (JetNet 6524G-DC)
- Supports 512 VLANs, GVRP/GMRP, protocol VLAN
- 802.3ad LACP, up to 6 trunk groups, unicast and multicast load balance
- Supports L2 / L3 / L4 ACL (access control list)
- IEEE 802.1x Port-Based Authentication, RADIUS and TACACS client, SSH, SSL, TLS, Port binding
- Fanless design, -40~65°C operating temperature (JetNet 6524G-DC)



Industrial Layer3

CE FC RoHS



## JetNet 5828G / 5628G

### IEC61850-3 24+4G Layer 3 / Layer 2 Modular Managed Ethernet Switch

- 3 exchangeable modular slots for adding up to 24 10/100Base-TX or 18 100Base-FX
- 4 On-Board Gigabit RJ45/SFP combo ports
- Exceeds IEC61850-3, IEEE1613 Power Substation Standards
- Up to 9KB Jumbo Frame for large file transmission
- IEEE 802.1D/1s/1w MSTP, RSTP for control room redundancy network
- Korenix MSR with up to 12 x 100Mbps Rings plus 2 Gigabit Rings
- Layer 3 IP, VLAN Routing & Multicast Routing (JetNet 5828G)
- Dynamic IP/Multicast routing protocol support RIPv1/v2, DVMRP and IGMP multicast management (JetNet 5828G)
- Advanced Multicast routing protocol support PIM-DM/SM (phase 2) (JetNet 5828G)
- 256 Tag-based VLANs segregate IEC 61850 GOOSE message streams from each other
- Advanced Private VLAN and QinQ features
- 8 physical queues in QoS for prioritizing control and management packet from SCADA
- Supports LLDP and JetViewPro i<sup>2</sup>NMS software for auto-topology visualization and efficient group management
- Virtual Router Redundancy Protocol (JetNet 5828G)
- Secure system by 802.1x, IP/MAC Access Control List, SSH/HTTPS
- DHCP Option 82, DHCP Server for IP address assignment
- Advanced Network Management by SNMP, RMON, and event notifications
- Fanless design, -40~85°C operating temperature per IEC61850-3 test request
- 85-264VAC, 88-370VDC, 24/48VDC power inputs



Power Substation L3/L2

CE FC RoHS



## JetNet 5428G / 5428G-DC / 5428G-2G-2FX

### Industrial 24+4G Rackmount Managed Ethernet Switch

- 24-port 10/100Base-TX and 4-port Gigabit RJ-45/SFP combo ports (10/100/1000 Base-TX, 1000Base-X) (JetNet 5428G / 5428G-DC)
- 24-port 10/100Base-TX, 2-port 100M/Gigabit SFP and 2-port Gigabit RJ-45/SFP combo ports (10/100/1000 Base-TX, 1000Base-X) (JetNet 5428G-2G-2FX)
- Non-Blocking Switching Performance
- Up to 9KB Jumbo Frame for large file transmission
- 802.1s MSTP, RSTP and Multiple Super Ring (Rapid Super Ring, Rapid Dual Homing, MultiRing, TrunkRing) for network redundancy
- Maximum 12 x 100Mbps Rings plus 2 Gigabit Rings aggregation capability
- Advanced management by 256 VLAN, Private VLAN, QinQ, LACP, GVRP, QoS, IGMP Snooping, GMRP, Rate Control, Online Multi Port mirroring
- Supports LLDP and JetViewPro i<sup>2</sup>NMS software for network auto-topology visualization and efficient group management
- SNMP V1/V2c/V3, RMON for remote network management
- Advanced Security system by IP/Port Security, IEEE 802.1x and Access Control List
- Event Notification through E-mail, SNMP trap and SysLog
- Fanless design, -25~70°C wide operating temperature
- 90-264VAC (JetNet 5428G / 5428G-2G-2FX) or Dual 24V (12-48V) DC input (JetNet 5428G-DC)



Industrial Rackmount

CE FC RoHS



## JetNet 6059G / 6059G-w

### Industrial 9-port Gigabit Managed Ethernet Switch

- 4 Gigabit copper ports and 5 Gigabit copper/SFP combo ports to extend Giga Copper/Fiber uplink or redundant Ring connection
- SFP ports support 100/1000 Fiber with Digital Diagnostic Monitoring (DDM) to monitor long distance fiber communication quality
- Independent SFP Link speed indication
- 32Gbps switch Fabric, 8K MAC address to ensure high quality data transmission
- Isolated RS-232 console port for negative power system
- Korenix MSR with up to 4 x 1000Mbps Rings for critical data stream redundancy
- Supports LLDP and optional JetView Pro i<sup>2</sup>NMS software for network auto-topology visualization and efficient group management
- Advanced management by LACP/256 VLANs/GVRP/QoS/IGMP Snooping/Rate Control/ Online Multi-Port Mirroring/DHCP option 82
- Advanced Security system by Port Security, Access IP list, SSH and HTTPS Login
- Event Notification through E-mail, SNMP trap and SysLog
- Cisco-Like CLI, Web, SNMP, RMON for network management
- NEMA TS2 environment compatible (JetNet 6059G-w)
- Dual redundant 10.5~60VDC power inputs for system reliability
- Hi-pot isolation and -25~70°C (JetNet 6059G), -40~75°C (JetNet 6059G-w) operating temperature



Industrial 5G Fiber Switch

CE FC RoHS



## JetNet 5018G / 5018G-w

### Industrial 16+2G Gigabit Managed Ethernet Switch

- 16 10/100Base-TX and 2 Gigabit RJ-45/SFP combo ports (10/100/1000 Base-TX, 1000Base-X)
- Non-Blocking Switching Performance
- Up to 9KB Jumbo Frame for large file transmission
- Korenix Multiple Super Ring pattern aggregates up to 9 Rapid Super Rings
- 802.1s MSTP, RSTP/STP, 256 802.1Q VLAN, Private VLAN, QinQ, QoS and up to 8 trunk groups
- IGMP Snooping, GMRP, Rate Control for multicast message management
- Supports LLDP and JetViewPro i<sup>2</sup>NMS software for auto-topology visualization and efficient group management
- SNMP V1/V2c/V3, RMON for remote management
- Advanced Security supports IP/Port Security, 802.1x and Access Control List
- Dual 24V (12-48V) DC power inputs
- IP31 rugged aluminum case, -25~70°C (JetNet 5018G), -40~70°C (JetNet 5018G-w) operating temperature



CE FCC  RoHS



## JetNet 5012G / 5012G-w

### Industrial 8+4G Gigabit Managed Ethernet Switch

- 8 10/100Base-TX, 2 Gigabit SFP and 2 Gigabit RJ-45/SFP combo ports (10/100/1000 Base-TX, 1000Base-X)
- Non-Blocking Switching Performance
- Up to 9KB Jumbo Frame for large file transmission
- Korenix Multiple Super Ring pattern aggregates up to 2 Gigabit and 4 100Mbps Rings
- IEEE 802.1s MSTP, RSTP/STP, 256 802.1Q VLAN, Private VLAN, QinQ, QoS and up to 6 trunk groups
- Supports LLDP and JetViewPro i<sup>2</sup>NMS software for auto-topology visualization and efficient group management
- SNMP V1/V2c/V3, RMON for remote management
- IGMP Snooping, GMRP, Rate Control for multicast message management
- Advanced Security supports IP/Port Security, 802.1x and Access Control List
- Dual 24V (12-48V) DC power inputs
- IP31 rugged aluminum case, -25~70°C (JetNet 5012G), -40~70°C (JetNet 5012G-w) operating temperature



CE FCC  RoHS





## JetNet 5010G / 5010G-w / 5010G-NEMA

### Industrial 7+3G Gigabit Managed Ethernet Switch

- 7 10 / 100Base-TX ports and 3 Gigabit RJ-45/SFP combo ports (10/100/1000 Base-T, 100 Base-FX, 1000 Base-X)
- SFP ports support 100/1000 Fiber with Digital Diagnostic Monitoring (DDM) to monitor long distance fiber communication quality
- 32Gbps Non-Blocking switch backplane, 8K MAC address table
- 802.1s MSTP, RSTP and Multiple Super Ring (Rapid Super Ring, Rapid Dual Homing, MultiRing, TrunkRing) for network redundancy
- Maximum 5 rings aggregation capability and up to 5ms recovery time
- Advanced management by 256 VLAN, Private VLAN, QinQ, GVRP, LACP, QoS, IGMP Snooping, GMRP, Rate Control, Port Trunking, Online Multi-Port Mirroring
- Supports LLDP and optional JetViewPro i<sup>2</sup>NMS software for auto-topology visualization and efficient group management
- Supports console CLI, Web, SNMP V1/V2c/V3, RMON, HTTPS, SSH for remote management
- Advanced security feature supports IP Security, Port Security
- DHCP Server, IP and MAC Binding, IEEE 802.1x network access control
- Event Notification by E-mail, SNMP trap, Syslog, Digital Input and Relay Output
- IP31 rugged aluminum case, -25~70°C (JetNet 5010G), -40~70°C (JetNet 5010G-w) operating temperature
- Dual 12-48VDC (JetNet 5010G) / 10~60VDC (JetNet 5010G-NEMA) power inputs
- NEMA TS2 environment compatible, -40~75°C operating temperature (JetNet 5010G-NEMA)



CE FC RoHS



## JetNet 4508 V2 / 4508f V2

### Industrial 8-port Managed Fast Ethernet (Fiber) Switch

- 6 10/100Base-TX ports and 2 10/100Base-TX uplink ports (JetNet 4508 V2)
- 6 10/100Base-TX ports and 2 100Base-FX fiber uplink ports (JetNet 4508f V2)
- Supports Multi-mode 2KM, Single-mode 30KM (JetNet 4508f V2)
- 32Gbps Non-Blocking, 8K MAC address table
- Multiple Super Ring (recovery time <5ms), Rapid Dual Homing, Multiple Ring, and MSTP / RSTP
- VLAN, Private VLAN, QinQ, GVRP, QoS, IGMP Snooping V1/V2/V3, Rate Control, Port Trunking, LACP, Online Multi-Port Mirroring
- Supports LLDP and optional JetView Pro i<sup>2</sup>NMS for auto-topology visualization and efficient group management
- Supports SNMP, Web, Telnet In-Band, Serial Out-Band and RMON Management
- Embedded Hardware Watchdog for System Auto Rescue
- Dual DC10~60V power inputs with redundancy
- Software configurable Alarm Output
- IP31 rugged aluminum case
- -40~75°C operating temperature (JetNet 4508-w V2 / 4508f-w V2)



JetNet 4508 V2      JetNet 4508f V2

CE FC RoHS



### Korenix Product Selection Guide – Outdoor Wireless AP/Bridge



JetWave 2610



JetWave 2620



JetWave 2640




JetWave 2450

	Wireless Outdoor AP	Dual 5.8G Wireless Outdoor AP	Dual Band Wireless Outdoor AP	802.11b/g/n Wireless Outdoor AP
<b>Interface</b>				
Number of 10/100 Ports	1	1	1	1
Number of WLAN Ports	1	2	2	1
Standard	802.11a	802.11a	802.11a + 802.11b/g	802.11n (802.11b/g compliant)
Maximum Transmission Distance		40KM		5KM
Operating Frequency		FCC : 2.412~2.462GHz, 5.725~5.850 GHz CE : 2.412~2.472GHz, 5.470~5.600 GHz, 5.650~5.725 GHz		FCC: 2.412 ~2.462 GHz(HT20), 2.422~ 2.452 GHz(HT40) CE/ETSI: 2.412 ~ 2.472 GHz(HT20), 2.422~ 2.462 GHz(HT40)
RF Output Power		802.11a: 24dBm/FCC; 30dB/CE 802.11b/g: 23dBm/FCC; 20dB/CE		FCC: 802.11b/g/n: Max. 27.5dBm ETSI(CE): 802.11b/g/n: Max. 10.5dBm
RX Sensitivity		802.11a: ≤ -92dBm@6Mbps; ≤ -73dBm@54Mbps 802.11b/g: -96dBm@1Mbps; -90dBm@6Mbps; -72dBm@54Mbps		802.11b: 11Mbps ≤ -93dBm 802.11g: 54Mbps ≤ -88dBm 802.11n - HT 20 ≤ -88dBm 802.11n - HT 40 ≤ -84dBm
Power Input (PoE)	802.3af (48VDC)	802.3af (48VDC)	802.3af (48VDC)	12V PoE
Buzzer	•	•	•	
<b>Mechanical</b>				
Housing (IP Rating)	IP67	IP67	IP67	IP55
Antenna	1 embedded	1 embedded, 1 external	1 embedded, 1 external	1 embedded/external
Antenna Gain	23dBi Directional	23dBi Directional	11a: 23dBi Directional, 11g: optional	Embedded: 8dBi Directional, External: optional (Switched by Software)
Vent	•	•	•	
Dimension (Unit=mm)	400 x 400 x 88(D)	400 x 400 x 88(D)	400 x 400 x 88(D)	165(H) x 60(W) x 34(D)
Operating Temperature	-30~70°C	-30~70°C	-30~70°C	-20~70°C
<b>Protocols</b>				
CLI/Web/Utility Configuration	•	•	•	•
Operating Mode	Base Station, CPE, P2P, P2MP	Base Station, CPE, Relay, P2P, P2MP	Base Station, CPE, P2P, P2MP	Base Station, CPE, P2P, P2MP
CSMA	•	•	•	•
Intel TDMA	•	•	•	•
Super A/G	•	•	•	•
Link Aggregation		•		
STP (Spanning Tree Protocol)	•	•	•	•
Link Test Tools	•	•	•	•
Encryption - WEP	•	•	•	•
Encryption - WPA, WPA2	•	•	•	•
HTTPS, SSH	•	•	•	•
802.1x, MAC Access Control	•	•	•	•
Wireless Isolation	•	•	•	•
QoS (WMM)	•	•	•	•
Others				IGMP Snooping, DHCP Server, Router mode
<b>Certification</b>				
Regulatory Approval: CE/FCC	•	•	•	•
RoHS/WEEE	•	•	•	•



## Korenix Product Selection Guide – Industrial PoE Router Computer



	PoE Router Computer			PoE Router Computer				PoE Router Computer
<b>Network</b>								
Ethernet Switch	GbE x4			GbE x4				
PoE LAN				x8	x4	x4	x4	x4
Booster PoE LAN	x4	x4	x4					
Router WAN	WAN x1 Layer3 routing: OSPF, RIP, DVMRP			WAN x1 Layer3 routing: OSPF, RIP, DVMRP				WAN x1 Static routing
NAT, firewall, DMZ	●	●	●	●	●	●	●	●
IPv6	●	●	●	●	●	●	●	
VPN	●	●	●	●	●	●	●	
SNMP	v1,v2c,v3	v1,v2c,v3	v1,v2c,v3	v1,v2c,v3	v1,v2c,v3	v1,v2c,v3	v1,v2c,v3	v1,v2c,v3
<b>Interface</b>								
RS232/422/485(connector)		x4 (DB37)				x4 (DB37)		x2 (RJ45)
RS232(connector)								x2 (RJ45)
USB	x3	x3	x3	x3	x3	x3	x3	x2
DIO	DIO x8	DIO x8	DIO x8	DIO x8	DIO x8	DIO x8	DIO x8	DI x4, DO x4
CF card slot	x1	x1	x1	x1	x1	x1	x1	
SD card slot	x1	x1	x1	x1	x1	x1	x1	x1
miniPCIe & SIM card slot	x1	x1	x1					
<b>System</b>								
Processor	Intel IXP435 667MHz			Intel IXP435 667MHz				Atmel 180MHz
System memory	On board DDR2 128MB	On board DDR2 128MB	On board DDR2 128MB	On board DDR2 128MB	On board DDR2 128MB	On board DDR2 128MB	On board DDR2 128MB	On board SDRAM 64MB
Flash	32MB	32MB	32MB	32MB	32MB	32MB	32MB	16MB ROM
Console	3pin RS232	3pin RS232	3pin RS232	3pin RS232	3pin RS232	3pin RS232	3pin RS232	
Reset	●	●	●	●	●	●	●	●
Watchdog timer	●	●	●	●	●	●	●	●
Power on/off switch				●	●	●	●	●
DC input	12~24V, Boost to 48V PoE(one input)			48V (two main inputs)	48V (one input)	48V (one input)	48V (one input)	48V (dual redundant inputs)
Power consumption incl. PoE	100W	100W	100W	160W	90W	90W	90W	68.8W
<b>ME</b>								
Mounting	Wallmount	Wallmount	Wallmount	DIN Rail	DIN Rail	DIN Rail	DIN Rail	DIN Rail
Construction	Aluminum Alloy Chassis			Aluminum Alloy Chassis				Aluminum Alloy Chassis
Dimension H x W x D (mm)	66.5 x 250 x 106.3			102 x 160 x 112	76 x 160 x 112	56 x 160 x 112		66 x 149 x 120.5
Net weight	1.07kg	1.07kg	1.07kg	1.2kg	1.07kg	1.07kg	0.9kg	0.8kg
<b>OS</b>								
Embedded Linux(Korenix JetOS)	JetOS95	JetOS95	JetOS95	JetOS95	JetOS95	JetOS95	JetOS95	JetOS93 w/Korenix web UI
Programmable	●	●	●	●	●	●	●	via Linux auto-run function
<b>SDK</b>								
Embedded Linux(Korenix JetOS)	cross-compile toolchain uClibc 0.9.29			cross-compile toolchain uClibc 0.9.29				cross-compile toolchain uClibc 0.9.29
<b>Add-on SW</b>								
Modbus GW		○				○		○
MSR				○		○	○	
Webmin & JamVM	○	○	○	○	○	○	○	
<b>ENV</b>								
Operating temp.	-25~70°C	-25~70°C	-25~70°C	-25~70°C	-25~70°C	-25~70°C	-25~70°C	-25~70°C (JetBox 9310) -40~80°C (JetBox 9310-w)
Regulation	CE/FCC	CE/FCC	CE/FCC	CE/FCC	CE/FCC	CE/FCC	CE/FCC	CE/FCC/UL

● supported ○ optional

## ◀◀◀ Industrial Intelligent Networking & Embedded Platforms

### Korenix Product Selection Guide – Industrial Router Computer



	Router Computer			Router Computer				Router Computer
<b>Network</b>								
Ethernet Switch	LAN x4, GbE x4	LAN x4	LAN x4	LAN x8	LAN x4, GbE x4	LAN x4	LAN x4	LAN x4
Router WAN	WAN x1 Layer3 routing: OSPF, RIP, DVMRP			WAN x1 Layer3 routing: OSPF, RIP, DVMRP				WAN x1 Static routing
NAT, firewall, DMZ	•	•	•	•	•	•	•	•
IPv6	•	•	•	•	•	•	•	
VPN	•	•	•	•	•	•	•	
SNMP	v1,v2c,v3	v1,v2c,v3	v1,v2c,v3	v1,v2c,v3	v1,v2c,v3	v1,v2c,v3	v1,v2c,v3	v1,v2c,v3
<b>Interface</b>								
RS232/422/485(connector)		x4 (DB37)				x4 (DB37)		x2 (RJ45)
RS232(connector)								x2 (RJ45)
USB	x3	x3	x3	x3	x3	x3	x3	x2
DIO	DIO x8	DIO x8	DIO x8	DIO x8	DIO x8	DIO x8	DIO x8	DI x4, DO x4
CF card slot	x1	x1	x1	x1	x1	x1	x1	
SD card slot	x1	x1	x1	x1	x1	x1	x1	x1
miniPCIe & SIM card slot	x1	x1	x1					
<b>System</b>								
Processor	Intel IXP435 667MHz			Intel IXP435 667MHz				Atmel 180MHz
System memory	On board DDR2 128MB	On board DDR2 128MB	On board DDR2 128MB	On board DDR2 128MB	On board DDR2 128MB	On board DDR2 128MB	On board DDR2 128MB	On board SDRAM 64MB
Flash	32MB	32MB	32MB	32MB	32MB	32MB	32MB	16MB ROM
Console	3pin RS232	3pin RS232	3pin RS232	3pin RS232	3pin RS232	3pin RS232	3pin RS232	
Reset	•	•	•	•	•	•	•	•
Watchdog timer	•	•	•	•	•	•	•	•
Power on/off switch					•	•	•	•
DC input	12~48V(one input)			12~48V (two main inputs)	12~48V (one input)	12~48V (one input)	12~48V (one input)	12~48V (dual redundant inputs)
Power Consumption	25W	25W	25W	35W	25W	25W	25W	7.2W
<b>ME</b>								
Mounting	Wallmount	Wallmount	Wallmount	DIN Rail	DIN Rail	DIN Rail	DIN Rail	DIN Rail
Construction	Aluminum Alloy Chassis			Aluminum Alloy Chassis				Aluminum Alloy Chassis
Dimension H x W x D (mm)	66.5 x 250 x 106.3			102 x160 x112	76 x160 x112	56 x160 x112		66 x149 x120.5
Net weight	1.07kg	1.07kg	1.07kg	1.2kg	1.07kg	1.07kg	0.9kg	0.8kg
<b>OS</b>								
Embedded Linux(Korenix JetOS)	JetOS95	JetOS95	JetOS95	JetOS95	JetOS95	JetOS95	JetOS95	JetOS93 w/Korenix web UI
Programmable	•	•	•	•	•	•	•	via Linux auto-run function
<b>SDK</b>								
Embedded Linux(Korenix JetOS)	cross-compile toolchain uClibc 0.9.29			cross-compile toolchain uClibc 0.9.29				cross-compile toolchain uClibc 0.9.29
<b>Add-on SW</b>								
Modbus GW		○				○		○
MSR						○	○	
Webmin & JamVM	○	○	○	○	○	○	○	
<b>ENV</b>								
Operating temp.	-40~80°C	-40~80°C	-40~80°C	-40~80°C	-40~80°C	-40~80°C	-40~80°C	-25~70°C (JetBox 9300) -40~80°C (JetBox 9300-w)
Regulation	CE/FCC	CE/FCC	CE/FCC	CE/FCC	CE/FCC	CE/FCC	CE/FCC/UUL	CE/FCC/UUL

• supported ○ optional



## Korenix Product Selection Guide – Industrial Communication Computer



JetBox 5432-w



JetBox 5430-w



JetBox 5300-w



JetBox 3350i-w



JetBox 3300-w

	RISC-Based	RISC-Based	RISC-Based	RISC-Based	RISC-Based
<b>Network</b>					
Ethernet link only			x2	x2	x2
Ethernet Switch	LAN x4	LAN x4	○		
Router	WAN x1	WAN x1			
ser2net	○	○	○	○	○
Ethernet bridge			○	○	○
IPv6	●	●			
VPN	●	●			
SNMP	v1,v2c,v3	v1,v2c,v3	agent	agent	agent
<b>Interface</b>					
RS232/422/485(connector)	x4 (DB37)		x2(RJ45)	x2 2KV isolation (RJ45)	x2(RJ45)
RS232(connector)			x2 (RJ45)		
USB	x1 (2.0)	x1 (2.0)	x2 (2.0)	x2 (2.0)	x2 (2.0)
DIO			DI x4, DO x4		DI x8, DO x8
SD/mSD card slot			SD x1	mSD x1	mSD x1
<b>System</b>					
Processor	Intel IXP435 400MHz	Intel IXP435 400MHz	Atmel 180MHz	Atmel 180MHz	Atmel 180MHz
System memory	On board DDR2 128MB	On board DDR2 128MB	On boardSDRAM 64MB	On boardSDRAM 64MB	On boardSDRAM 64MB
Flash	32MB	32MB	16MB ROM	16MB ROM	16MB ROM
Console	3pin RS232	3pin RS232			
Reset	●	●	●	●	●
Watchdog timer	●	●	●	●	●
DC input	12~48V	12~48V	12~48V	12~48V	12~48V
Power consumption	25W	25W	7.2W	7.2W	7.2W
<b>ME</b>					
Mounting	DIN Rail	DIN Rail	DIN Rail	Wall mount/DIN Rail	Wall mount/DIN Rail
Construction	Aluminum Alloy Chassis	Aluminum Alloy Chassis	Aluminum Alloy Chassis	Sheet Metal Case	Sheet Metal Case
DimensionH x W x D (mm)	76 x160 x112	56 x160 x112	66 x149 x120.5	109 x 88 x27	109 x 88 x27
Net weight	0.9kg	0.9kg	0.7kg	0.5kg	0.5kg
<b>OS</b>					
Embedded Linux(Korenix JetOS)	JetOS95 (Kernel 2.6.20)	JetOS95 (Kernel 2.6.20)	JetOS93 lite (Kernel 2.6.21)	JetOS93 lite (Kernel 2.6.21)	JetOS93 lite (Kernel 2.6.21)
Programmable	●	●	●	●	●
<b>SDK</b>					
Embedded Linux(Korenix JetOS)	cross-compile toolchainuClibc 0.9.29	cross-compile toolchainuClibc 0.9.29	cross-compile toolchainuClibc 0.9.29	cross-compile toolchainuClibc 0.9.29	cross-compile toolchainuClibc 0.9.29
<b>Add-on SW</b>					
Modbus GW			○	○	○
<b>ENV</b>					
Operating temp.	-40~80°C	-40~80°C	-40~80°C	-40~80°C	-40~80°C
Regulation	CE/FCC	CE/FCC	CE/FCC	CE/FCC	CE/FCC

● supported ○ optional

## ◀◀◀ Industrial Intelligent Networking & Embedded Platforms

### Korenix Product Selection Guide – Industrial Communication Computer



JetBox 8180



JetBox 8152



JetBox 8150

	X86-based	X86-based	X86-based
<b>Network</b>			
Ethernet link only	GbE x1	x2	x2
VPN	○	○	○
SNMP	OS support	OS support	OS support
<b>Interface</b>			
RS232/422/485(connector)	x1 (DB9)	x1 (DB9)	x1 (DB9)
RS232(connector)			x1 (DB9)
CAN(connector)		x1 (DB9)	
USB	x4 (2.0)	x2 (2.0)	x2 (2.0)
CF card slot	x1	x1	x1
2.5" HD slot	SATA x1	SATA x1	SATA x1
miniPCIe / SIM card slot	x1		
PS2	x1		
DVI	x1 dual display (opt.)		
VGA(VGA memory)		x1 (Max. 128MB)	x1 (Max. 128MB)
Audio	Ear-phone, line-in, MIC-in	Ear-phone, line-in/MIC-in	Ear-phone, line-in/MIC-in
<b>System</b>			
Processor	Atom-N270 X86 1.6GHz 512KB L2 cache and system chipset (945GSE + ICH7M)	VIA Eden V4 1GHz 128K L2 cache Media processor CX700M	
System memory	Removable DDR2 1GB200pin SoDIMM	Removable DDR2 1GB200pin SoDIMM	Removable DDR2 1GB200pin SoDIMM
Reset	●	●	●
Watchdog timer	●	●	●
DC input	12~24V	12~24V	12~24V
Power consumption	32W Max(17W typical)	16W	16W
<b>ME</b>			
Mounting	DIN Rail	DIN Rail	DIN Rail
Construction	Aluminum Alloy Chassis	Aluminum Alloy Chassis	Aluminum Alloy Chassis
DimensionH x W x D (mm)	145 x 102 x 50	145 x 102 x 50	145 x 102 x 50
Net weight	0.8kg	0.7kg	0.7kg
<b>OS</b>			
Linux			Fedora10
WinCE		●	●
XPe	●	●	●
WES 2009	●		
Programmable	●	●	●
<b>SDK</b>			
XPe	Driver	Driver	Driver
WinCE		●	●
<b>ENV</b>			
Operating temp.	-10~50°C	-15~70°C	-15~70°C
Regulation	CE/FCC	CE/FCC	CE/FCC


● supported ○ optional

# JETBOX

## JetBox 9563G

### Embedded 4-Port GbE & 5-Port Booster PoE VPN Routing Computer, w/ miniPCIe & SIM slot

- Intel IXP 435 667MHz networking processor
- VPN, DMVPN for enhanced secure networking
- Complete layer3 routing: OSPF, RIP, DVMRP, IPv6
- DC 12~24V Boost 48V 4-port PoE delivers full 15.4W per port
- 4-port Gigabit Ethernet for high-bandwidth data transmission
- Full managed features with QoS, VLAN, PoE scheduling
- Versatile interfaces of USB, DIO, SD control
- NTP for network time management
- miniPCIe & SIM slot for mobile module (GSM/GPRS/3G/HSUPA)
- Embedded Linux UI—Modulized Webmin, capable of running customized control programs
- Linux Auto-run SD card for customized configuration
- Cross-platform applications by JamVM
- Fanless, ruggedized design for anti-vibration/shock
- -25~70°C operating temperature



## JetBox 5430-w / 5432-w

### Embedded (Serial) VPN Linux Computer

- Intel IXP435 400MHz Networking Processor
- VPN, DMVPN for enhanced secure networking
- Complete Layer3 Routing: OSPF, RIP, DVMRP, IPv6
- QoS and port-based VLAN for full switch management
- Embedded Linux ready for easy maintenance
- 5 Ethernet ports for high network connectivity
- 4 RS232/422/485 for device remote control (JetBox 5432-w)
- DC 12~48V power inputs
- Fanless, ruggedized design for anti-vibration/shock
- -40~80°C wide operating temperature



## JetBox 3300-w / 3350i-w

### Embedded Compact 2 LAN & 2 (Isolated) Serial Linux Computer

- Atmel ARM Processor with low power consumption for reliable performance
- Embedded Linux ready for easy maintenance
- Linux SDK for quick time-to-market
- 2 LAN ports for Daisy-Chain Controller
- 2 USB for data storage
- 2 RS232/422/485 for remote signal control
- 2KV Serial Isolation for device protection (JetBox 3350i-w)
- 8DI & 8DO for digital device connection (JetBox 3300-w)
- One microSD card slot for customized configurations
- Fanless, ruggedized industrial design for anti-vibration/shock
- -40~80°C wide operating temperature



## JetBox 8180

### Industrial Communication Computer w/ GbE & DVI

- Intel Atom N270 1.6GHz processor
- Multiple interfaces - 1 GbE, 1 COM, 4 USB, 1 PS/2
- Gigabit for high bandwidth data transmission
- DVI with dual display for field site monitoring (optional)
- miniPCIe & SIM slot for mobile module (GSM/GPRS/3G/HSUPA)
- SATA Hard Drive/CF for storage expansion
- Windows XP and WES2009 embedded
- Fanless, aluminum heat-sink frame housing to enhance heat dispersion
- 5g for vibration resistance and 50g for shock resistance




CE FC RoHS



## JetBox 8150 / 8152

### Industrial Communication Computer (w/ CANbus)

- Built-in media processor for high performance multimedia
- Multiple Interfaces for flexible applications
  - \* 2 LAN, 1 COM, 1 CAN, 2 USB (JetBox 8152)
  - \* 2 LAN, 2 COM, 2 USB (JetBox 8150)
- CANbus (SJA1000 CAN controller): error correction, high noise immunity (JetBox 8152)
- XPe/WinCE/Linux for flexible applications
- Linux Fedora with VPN is Ready-to-Use & Cost-Saving (JetBox 8150)
- SATA Hard Drive/CF card for storage expansion
- Fanless, aluminum heat-sink frame housing to enhance heat dispersion
- 5g for vibration resistance and 50g for shock resistance



JetBox 8150

JetBox 8152

CE FC RoHS







### Korenix Product Selection Guide – Industrial Ethernet / PoE / Serial Boards



JetCard 5400    JetCard 2154G    JetCard 2105    JetCard 1608    JetCard 2215    JetCard 2205  
 3.5" SBC w/ PCI-104 bus    PCI-104 Switch Card    PCI-104 Switch Card    PCI-104 Serial Card    UPCI Switch Card    UPCI Switch Card

Function	Linux-Ready Single Board Computer	Gigabit Ethernet Switch Card	Ethernet Switch Card	Serial Card	PoE Ethernet Switch Card	Ethernet Switch Card
Ports	10/100Mbps Ethernet x 5 USB2.0 x1/Console x1 reset x1	10/100/1000Mbps Ethernet x 4	10/100Mbps Ethernet x 5	RS-232/422/485 x 4 external RS-232 x 4 internal	10/100Mbps Ethernet x 5 (4 ports with PoE, 15.4W)	10/100Mbps Ethernet x 5
Max. Stacked Boards	4	4	4	4	4	4
Bus interface	32-bit PCI-104	32-bit PCI-104	32-bit PCI-104	32-bit PCI-104	32-bit UPCI	32-bit UPCI
Power Input	DC 12~48V terminal block (Power consumption Max. 25W)	PCI-104 bus	PCI-104 bus	PCI-104 bus	DC 12~24V external power input (ATX 4Pin Connector)	UPCI bus
Board Connector	RJ45 x 5 external	RJ45 x 4 external	RJ45 x 4 external RJ45 x 1 internal	DB-37 female x 1 external Box header x 1 internal	RJ45 x 4 external RJ45 x 1 internal	RJ45 x 4 external RJ45 x 1 internal
Cable Connection		RJ45	RJ45	DB-9/DB-25	RJ45	RJ45
Communication Controller	CPU: Intel IXP435 400MHz RISC 128MB DDR2 RAM	Marvell 88E8001 Marvell 88E6161	Realtek 8139C+ Marvell 88E6065	Oxford OXmPCI954	Realtek 8139C+ Marvell 88E6065	Realtek 8139C+ Marvell 88E6065
Performance	L3 routing VPN, IPv6 Managed switch	10/100/1000Mbps with auto MDI/MDI-x, Ethernet Statistics monitor	10/100Mbps with auto MDI/MDI-x, Ethernet Statistics monitor	FIFO 128 Bytes, Up to 921.6Kbps, SW Flow Control	10/100Mbps with auto MDI/MDI-x, Ethernet Statistics monitor	10/100Mbps with auto MDI/MDI-x, Ethernet Statistics monitor
Operating Temperature	-40~80°C	-25~70°C	-25~70°C	-25~70°C	-25~70°C	-25~70°C
<b>Operating System</b>						
Windows		7/NT/2000/2003/XP	Vista/NT/2000/2003/XP	Vista/2000/2003/XP	Vista/NT/2000/2003/XP	Vista/NT/2000/2003/XP
Linux Kernel	Embedded Linux 2.6.20	2.4x/2.6x	2.4x/2.6x		2.4x/2.6x	2.4x/2.6x



JetCard 1208L    JetCard 1204/1204-w    JetCard 1208/1208-w    JetCard 1402/1402i    JetCard 1404/1404i  
 Multi-Port Serial Card    Multi-Port Serial Card    Multi-Port Serial Card

Function	UPCI (Low profile)	UPCI	UPCI	UPCI	UPCI
Ports	RS-232 x 8	RS-232 x 4	RS-232 x 8	RS-422/485 x 2	RS-422/485 x 4
Max. Stacked Boards	4	4	4	4	4
Bus interface	32-bit Universal PCI	32-bit Universal PCI	32-bit Universal PCI	32-bit Universal PCI	32-bit Universal PCI
Board Connector	VHDCI68	DB-37 female	DB-62 female	DB-9 male x2	DB-37 female
Cable Connection	DB-9/DB-25	DB-9/DB-25	DB-9/DB-25	DB-9/DB-25	DB-9/DB-25
Communication Controller	16C950 Compatible	16C950 Compatible	16C950 Compatible	16C950 Compatible	16C950 Compatible
Performance	FIFO 128 Bytes, Up to 921.6Kbps, 15KV ESD protection, HW/SW Flow Control	FIFO 128 Bytes, Up to 921.6Kbps, 15KV ESD protection, HW/SW Flow Control	FIFO 128 Bytes, Up to 921.6Kbps, 15KV ESD protection, HW/SW Flow Control	FIFO 128 Bytes, Up to 921.6Kbps, 15KV ESD protection, HW/SW Flow Control	FIFO 128 Bytes, Up to 921.6Kbps, 15KV ESD protection, HW/SW Flow Control
Optical Isolation Protection: 2KV per Port				JetCard 1402i	JetCard 1404i
Operating Temperature	-10~70°C	-10~70°C (JetCard 1204 / 1208) -40~80°C (JetCard 1204-w/1208-w)		-10~70°C	-10~70°C
<b>Operating System</b>					
Windows	7/Vista/Me/2000/XP	7/98/Me/NT/2000/XP/2003		7/98/Me/NT/2000/XP/2003	
Linux Kernel	2.4x/2.6x	2.4x/2.6x		2.4x/2.6x	

## JetCard 5400-w

### Linux-Ready PCI-104 Single Board Computer

- Intel IXP435 400MHz networking processor to enhance routing and VPN performance
- 1 WAN, 4 LAN for flexible network connectivity
- 1 USB, 1 console port, 1 reset button
- VPN for enhanced secure networking
- 12~48V DC input
- Embedded Linux ready
- Router/ Ethernet switch function supported
- Linux SDK for customized applications
- -40~80°C operating temperature



CE FC RoHS



## JetCard 2154G

### 4-port Gigabit Ethernet Switch PCI-104 Card

- Supports 32 bit PCI-104 bus
- 4 10/100/1000T ports with Auto MDI/MDI-X
- IEEE 802.3 10Base-T/100Base-Tx/ 1000Base-T compatible
- Full or half duplex at 10/100/1000 Mbps
- IEEE 802.3u Auto-Negotiation supported
- Up to 10K Jumbo Frame supported for secure large file transmission
- QoS supported for packet forwarding precedence
- Supports Windows 7/NT/2000/2003/XP, Linux 2.4/2.6
- -25~70°C operating temperature



CE FC RoHS



## JetCard 2215

### 4 PoE, 1 LAN, 12~24V Booster Switch Universal PCI Card

- Supports 32 bit Universal PCI bus
- 5 10/100TX ports with Auto MDI/MDI-X
- One 12~24V DC input powers PCI card and PoE ports
- 4 ports PoE, IEEE 802.3af compliant, delivers 15.4W per port, 60W per unit
- IEEE 802.3 10 Base-T and 100 Base-Tx compatible
- Full or half duplex at 10/100 Mbps
- IEEE 802.3u Auto-Negotiation supported
- Supports Windows Vista/NT/2000/2003/XP
- -25~70°C operating temperature



CE FC RoHS





## Korenix Product Selection Guide – Industrial Intelligent Ethernet IO



JetI/O 6510



JetI/O 6511



JetI/O 6512



JetI/O 6520



JetI/O 6550

	Analog Input	Analog/Thermocouple Input	RTD Input	Analog Output	Digital Input/Output
<b>Analog Input</b>					
Channel	8	8	4		
Resolution	16 bits	16 bits	16 bits		
Input Range	±10V, ±5V, ±1V, ±500mV, ±150mV ±20mA	K/J/N/C/E/B/T/R/S Thermocouple; ±2.5V, ±1V, ±500mV, ±100mV, ±50mV, ±15mV, ±20mA	RTD: PT100, NI 120		
<b>Analog Output</b>					
Channel				4	
Resolution				12 bits	
Output Range				0-10V, ±10V; 0-20mA	
<b>Digital Input</b>					
Channel					14
Input Mode					DI/Event Counter
Driving Capacity					Logic 1: 30Vmax / Logic 0: 0-4V
<b>Digital Output</b>					
Channel					8
Output Mode					DO/Pulse Output
Driving Capacity					5-40V range, 250mA max
<b>Mechanical</b>					
Dimension (mm)	120 (H) x 55 (W) x 75 (D)			120 (H) x 55 (W) x 75 (D)	
Mounting	Din Rail Mount			Din Rail Mount	
Case Protection	Rigid Aluminum with IP31 Protection			Rigid Aluminum with IP31 Protection	
Operating Temperature	-25 ~ 70°C			-25 ~ 70°C	
<b>Feature</b>					
Isolation	2500Vrms			2500Vrms	
Peer to Peer	•	•	•	•	•
Unicast	•	•	•	•	•
Modbus/TCP	•	•	•	•	•
OPC Server	Free	Free	Free	Free	Free
Window Utility	•	•	•	•	•
SNMP	•	•	•	•	•
Active I/O	•	•	•	•	•
Condition&Go Logic, P2P Mapping	•	•	•	•	•
SDK (VB, VB.NET, VC++, BCB, C#)	•	•	•	•	•
Others	Web Display, DHCP Client, BootP Upgrade, TCP/IP			Web Display, DHCP Client, BootP Upgrade, TCP/IP	
<b>Certification</b>					
Regulatory Approvals: CE / FCC	•	•	•	•	•
RoHS/WEEE	•	•	•	•	•

## Korenix Product Selection Guide - Industrial Media Converter



	Ethernet over VDSL Extender	Gigabit Media Converter	Fast Ethernet Media Converter		Fast Ethernet Media Converter	
<b>Interface</b>						
Number of Ports:10/100Base-TX	1	10/100/1000 Base-T	1	2	1	2
Number of Ports:100Base-FX	VDSL 2 x 1 ISDN / POTS x 1	Gigabit SFP	1	2	1	1
(Multi Mode Fiber)			2KM (JetCon 2301-m/2302-m)		2KM (JetCon 1301-m/1302-m)	
(Single Mode Fiber)			30KM (JetCon 2301-s/2302-s)		30KM (JetCon 1301-s/1302-s)	
Number of Serial Ports						
Power Terminal	DC12~48V	DC24V*2 (12~48) -48V(Optional)	DC 10~60V * 2	DC 10~60V * 2	DC18~32V/AC18~27V (JetCon 1301/1302) DC36~60V(JetCon 1301-48V)	
Power Jack	DC12~48V					
Fault Relay Output		•	•	•		•
1500VAC HIPOT	•	•	•	•	•	•
<b>Mechanical</b>						
Rigid Aluminum Case	•	•	•	•	•	•
Case Protection	IP 30	IP 31	IP 30	IP 30	IP 31	IP 31
Dimensions (unit=mm)	88 (W) x 29 (H) x114 (D)	55 (W) x 120 (H) x 108 (D)	55 (W) x 120 (H) x 99 (D)	55 (W) x 120 (H) x 99 (D)	30 (W) x 70 (H) x 89 (D)	30 (W) x 111.8 (H) x 98.2 (D)
Operating Temperature	-40~70°C	-25~70°C	-25~75°C (JetCon 2301) -40~75°C (JetCon 2301-w)	-25~75°C (JetCon 2302) -40~75°C (JetCon 2302-w)	-10~70°C (JetCon 1301/1301-48V) -40~80°C (JetCon 1301-w/1301-w48V)	-10~70°C (JetCon 1302) -40~70°C (JetCon 1302-w)
DIN-Rail Kit	DIN-Rail/Wall mount	•	•	•	•	•
<b>Protocols</b>						
Link Loss Forwarding		•	•		•	
Switch Mode with Store & Forward	•	•	•	•	•	•
Pure Converter Mode			•	2-Channel	•	
Converter Mode with Auto-change			•			
Modify Cut-through mode			•			
Redundant Dual Ethernet						
IGMP Snooping						
Quality of Service	•	•				
<b>Certifications</b>						
Regulatory Approvals:CE / FCC	•	•	•	•	•	•
RoHS / WEEE	•	•	•	•	•	•
EN 50121-4 Railway EMC			Compatible	Compatible		



## Korenix Industrial Product Selection Guide - Media Converter



JetCon 2201-w



JetCon 2201i-w  
JetCon 2201i-wTB



JetCon 2401

RS 232 to RS 422/485

RS 232 to RS 422/485

Fiber Media Converter

### Interface

Number of Ports:10/100Base-TX

Number of Ports:100Base-FX

Serial Fiber

(Multi Mode Fiber)

5KM (JetCon 2401-m)

(Single Mode Fiber)

40KM (JetCon 2401-s)

Number of Serial Ports

1x422/485  
1xRS232

1xRS232 1X422/485 with 3KV Isolation

RS232/422/485

Power Terminal

DC12~48V

DC12~48V

DC12~48V  
AC12~32V

Power Jack

Fault Relay Output

1500VAC HIPOT

### Mechanical

Rigid Aluminum Case

•

•

•

Case Protection

IP 30

IP 30

IP 30

Dimensions (unit=mm)

74(W) x 24.7 (H) x 99 (D)

74(W) x 24.7 (H) x 99 (D)

74(W) x 24.7 (H) x 99 (D)

Operating Temperature

-40~70°C

-40~70°C

-20~70°C (JetCon 2401)  
-40~70°C (JetCon 2401-w)

DIN-Rail Kit

DIN-Rail/Wall mount

DIN-Rail/Wall mount

DIN-Rail/Wall mount

### Protocols

Link Loss Forwarding

Switch Mode

Converter Mode

Redundant Dual Ethernet

IGMP Snooping

Quality of Service

### Certifications

Regulatory Approvals:CE / FCC

•

•

•

RoHS / WEEE

•

•

•

## JetCon 2502

### Ethernet over VDSL Extender

- IEEE 802.3u 100Base-TX Fast Ethernet Converter
- IEEE 802.3x Flow control & Back-pressure
- ITU-T G.993.2 VDSL2 standard
- 2 x RJ-11 connectors for POTS/ISDN and VDSL 2
- One RJ-45 10/100Mbps Fast Ethernet Port
- Built-in POTS/ISDN Splitter
- Extends Voice and Ethernet transmission distance to 1KM
- Transparent 1792 bytes packet size
- Quality of service with broadcast packet filtering for data precedence transmission
- DC 12~48V Power input by power jack and terminal block
- Supports AC 1.5KV Hi-Pot isolation protection
- Operating temperature -40~70°C



CE FC RoHS



## JetCon 3401G

### Industrial Gigabit Ethernet Media Converter

- Converts 10/100/1000TX to Gigabit Fiber
- Flexible SFP Fiber transceiver design
- Auto Link Loss Forwarding (LLF) for fault detection
- Fault Alert for port and power
- IEEE 802.1p QoS for data precedence transmission
- Redundant DC 12~48V power inputs
- Aluminum case with IP31 grade protection
- Supports AC 1.5KV Hi-Pot isolation protection
- Operating temperature -25~70°C

Best Buy



CE FC RoHS



## JetCon 2301

### Fast Ethernet to Fiber Media Converter w/ 4 Forwarding Modes

- One 10/100 TX port to One 100FX port media converter
- Supports Multi-Forwarding modes – Store and Forward (Switching Converter), Modify Cut-through, Pure Converter and Converter with Auto Change modes
- Supports Auto MDI/MDI-X, Auto Negotiation
- Supports Multi-mode 2KM, Single-mode 30KM
- Extreme Low Data Forwarding Latency -1.6 x 10<sup>-6</sup> Sec
- Auto Link Loss Forwarding (LLF) for fault detection
- Fault Alert for port and power
- Redundant 10~60V DC Power inputs with DC polarity protection
- Supports AC 1.5KV Hi-Pot isolation protection
- EN 50121-4 Railway EMC compatible
- Operating temperature -25~75°C (JetCon 2301), -40~75°C (JetCon 2301-w)



CE FC RoHS





## Korenix Product Selection Guide - Industrial Serial Device Server



JetPort 5216



JetPort 5208



JetPort 5604



JetPort 5604i

	Rackmount Serial Server	Rackmount Serial Server	Redundant Serial Server	Isolated Redundant Serial Server
<b>Interface</b>				
Number of Ports:10/100Base-TX	1	1	2(Redundant)	2(Redundant)
Number of Serial Ports	16*RS232	8*RS232	4*RS232/422/485	4*RS422/485 with 2KV Isolation
AC Power Input	100-240 VAC	100-240 VAC		
Power Terminal			DC12-48V	DC12-48V
Power Jack			DC12-48V	DC12-48V
Fault Relay Output			4 Digital Inputs 2 Digital Outputs	4 Digital Inputs 2 Digital Outputs
1200VAC HIPOT			•	•
<b>Mechanical</b>				
Aluminum Case			•	•
Dimensions (unit=mm)	437.2(W) x 214(H) x 44(D), 1U Rackmount		145(W) x 46.5(H) x 120(D)	145(W) x 46.5(H) x 120(D)
Case Protection			IP 31	IP 31
Operating Temperature	0-50°C	0-50°C	-10-70°C	-10-70°C
DIN-Rail Kit			•	•
<b>Protocols</b>				
Web-based Configuration	•	•	•	•
Windows Utility	•	•	•	•
Secured HTTPS,SSH	•	•	•	•
RTTD, Redundant Dual Ethernet			•	•
SNMP V1/V2C	•	•	•	•
SMTP(e-mail warning)			•	•
Syslog	•	•	•	•
<b>Certifications</b>				
Regulatory Approvals:CE / FCC	•	•	•	•
RoHS / WEEE	•	•	•	•

Korenix Product Selection Guide - Industrial Serial Device Server



JetPort 5601



JetPort 5601f



JetPort 5201

	Redundant Serial Server	Fiber Serial Server	Serial Server
<b>Interface</b>			
Number of Ports:10/100Base-TX	2(Redundant)		1
Number of Ports: WLAN			
Number of Ports:100Base-FX (Multi Mode Fiber)		1 2KM (JetPort 5601f-m)	
(Single Mode Fiber)		30KM (JetPort 5601f-s)	
Number of Serial Ports	1* RS232/422/485	1* RS232/422/485	1* RS232
Power Terminal	DC12~48V	DC12~48V	
Power Jack	DC9~30V	DC9~30V	DC9~30V
Fault Relay Output			
1200VAC HIPOT	•	•	•
<b>Mechanical</b>			
Aluminum Case	•	•	•
Dimensions (unit=mm)	96.1(W) x 29.6(H) x 99(D)	96.1(W) x 29.6(H) x 99(D)	78.5(W)x29.2(H) x 79.6(D)
Case Protection	IP 30	IP 30	IP 30
Operating Temperature	-10~70°C	-10~70°C	0~60°C
DIN-Rail Kit	•	•	•
<b>Protocols</b>			
Web-based Configuration	•	•	•
Windows Utility	•	•	•
Secured HTTPS,SSH	•	•	
RTTD, Redundant Dual Ethernet	•		
SNMP V1/V2C	•	•	•
SMTP(e-mail warning)	•	•	•
Syslog	•	•	•
<b>Certifications</b>			
Regulatory Approvals:CE / FCC / UL	•	•	•
RoHS / WEEE	•	•	•



## Korenix Industrial Product Selection Guide - SFP / SFP with DDM Technology



Fiber Transceiver	Speed	Distance	Wave-length	Operation Temperature	
SFP100MM/SFP100MM-w	Multi-mode	100Mbps	2KM	1310nm	-10~70°C/40~85°C(W)
SFP100MMD/SFP100MMD-w	Multi-mode	100Mbps DDM	2KM	1310nm	-10~70°C/40~85°C(W)
SFP100MM5/SFP100MM5-w	Multi-mode	100Mbps	5KM	1310nm	-10~70°C/40~85°C(W)
SFP100MM5D/SFP100MM5D-w	Multi-mode	100Mbps	5KM	1310nm	-10~70°C/40~85°C(W)
SFP100SM30/SFP100SM30-w	Single-mode	100Mbps	30KM	1310nm	-10~70°C/40~85°C(W)
SFP100SM30D/SFP100SM30D-w	Single-mode	100Mbps DDM	30KM	1310nm	-10~70°C/40~85°C(W)
SFP100SM60/SFP100SM60-w	Single-mode	100Mbps	60KM	1310nm	-10~70°C/40~85°C(W)
SFP100SM60D/SFP100SM60D-w	Single-mode	100Mbps DDM	60KM	1310nm	-10~70°C/40~85°C(W)
SFP100SM80/SFP100SM80-w	Single-mode	100Mbps	80KM	1310nm	-10~70°C/40~85°C(W)
SFP100SM80D/SFP100SM80D-w	Single-mode	100Mbps DDM	80KM	1310nm	-10~70°C/40~85°C(W)
SFP100SM100/SFP100SM100-w	Single-mode	100Mbps	100KM	1550nm	-10~70°C/40~85°C(W)
SFP100SM100D/SFP100SM100D-w	Single-mode	100Mbps DDM	100KM	1550nm	-10~70°C/40~85°C(W)
SFP100SM120/SFP100SM120-w	Single-mode	100Mbps	120KM	1550nm	-10~70°C/40~85°C(W)
SFP100SM120D/SFP100SM120D-w	Single-mode	100Mbps DDM	120KM	1550nm	-10~70°C/40~85°C(W)
SFP100SM20B13/SFP100SM20B13-w	Single-mode	100Mbps BIDI/WDM	20km	TX 1310nm, RX 1550nm	-10~70°C/40~85°C(W)
SFP100SM20B13D/SFP100SM20B13D-w	Single-mode	100Mbps BIDI/WDM DDM	20km	TX 1310nm, RX 1550nm	-10~70°C/40~85°C(W)
SFP100SM20B15/SFP100SM20B15-w	Single-mode	100Mbps BIDI/WDM	20km	TX 1550nm, RX 1310nm	-10~70°C/40~85°C(W)
SFP100SM20B15D/SFP100SM20B15D-w	Single-mode	100Mbps BIDI/WDM DDM	20km	TX 1550nm, RX 1310nm	-10~70°C/40~85°C(W)
SFP100SM40B13/SFP100SM40B13-w	Single-mode	100Mbps BIDI/WDM	40km	TX 1310nm, RX 1550nm	-10~70°C/40~85°C(W)
SFP100SM40B13D/SFP100SM40B13D-w	Single-mode	100Mbps BIDI/WDM DDM	40km	TX 1310nm, RX 1550nm	-10~70°C/40~85°C(W)
SFP100SM40B15/SFP100SM40B15-w	Single-mode	100Mbps BIDI/WDM	40km	TX 1550nm, RX 1310nm	-10~70°C/40~85°C(W)
SFP100SM40B15D/SFP100SM40B15D-w	Single-mode	100Mbps BIDI/WDM DDM	40km	TX 1550nm, RX 1310nm	-10~70°C/40~85°C(W)
SFP100SM60B13/SFP100SM60B13-w	Single-mode	100Mbps BIDI/WDM	60km	TX 1310nm, RX 1550nm	-10~70°C/40~85°C(W)
SFP100SM60B13D/SFP100SM60B13D-w	Single-mode	100Mbps BIDI/WDM DDM	60km	TX 1310nm, RX 1550nm	-10~70°C/40~85°C(W)
SFP100SM60B15/SFP100SM60B15-w	Single-mode	100Mbps BIDI/WDM	60km	TX 1550nm, RX 1310nm	-10~70°C/40~85°C(W)
SFP100SM60B15D/SFP100SM60B15D-w	Single-mode	100Mbps BIDI/WDM DDM	60km	TX 1550nm, RX 1310nm	-10~70°C/40~85°C(W)
SFPGSX/SFPGSX-w	Multi-mode	1000Base-SX	550m	850nm	-10~70°C/20~85°C(W)
SFPGXD/SFPGXD-w	Multi-mode	1000Base-SX DDM	550m	850nm	-10~70°C/20~85°C(W)
SFPGSX2/SFPGSX2-w	Multi-mode	1000Base-SX	2km	1310nm	-10~70°C/40~85°C(W)
SFPGSX2D/SFPGSX2D-w	Multi-mode	1000Base-SX DDM	2km	1310nm	-10~70°C/40~85°C(W)
SFPGXL10/SFPGXL10-w	Single-mode	1000Base-LX	10km	1310nm	-10~70°C/40~85°C(W)
SFPGXL10D/SFPGXL10D-w	Single-mode	1000Base-LX DDM	10km	1310nm	-10~70°C/40~85°C(W)
SFPGXLH30/SFPGXLH30-w	Single-mode	1000Base-LHX	30km	1310nm	-10~70°C/40~85°C(W)
SFPGXLH30D/SFPGXLH30D-w	Single-mode	1000Base-LHX DDM	30km	1310nm	-10~70°C/40~85°C(W)
SFPGXD50/SFPGXD50-w	Single-mode	1000Base-XD	50km	1550nm	-10~70°C/40~85°C(W)
SFPGXD50D/SFPGXD50D-w	Single-mode	1000Base-XD DDM	50km	1550nm	-10~70°C/40~85°C(W)
SFPGZX70/SFPGZX70-w	Single-mode	1000Base-ZX	70km	1550nm	-10~70°C/40~85°C(W)
SFPGZX70D/SFPGZX70D-w	Single-mode	1000Base-ZX DDM	70km	1550nm	-10~70°C/40~85°C(W)
SFPGXL10B13/SFPGXL10B13-w	Single-mode	1000Base-LX BIDI/WDM	10km	TX 1310nm, RX 1550nm	-10~70°C/40~85°C(W)
SFPGXL10B13D/SFPGXL10B13D-w	Single-mode	1000Base-LX BIDI/WDM DDM	10km	TX 1310nm, RX 1550nm	-10~70°C/40~85°C(W)

DDM: Digital Diagnostic Monitoring

## Korenix Industrial Product Selection Guide - SFP / SFP with DDM Technology



Fiber Transceiver	Speed	Distance	Wave-length	Operation Temperature	
SFPGLX10B15/SFPGLX10B15-w	Single-mode	1000 Base-LX BIDI/WDM	10km	TX 1550nm, RX 1310nm	-10~70°C/-40~85°C(W)
SFPGLX10B15D/SFPGLX10B15D-w	Single-mode	1000 Base-LX BIDI/WDM DDM	10km	TX 1550nm, RX 1310nm	-10~70°C/-40~85°C(W)
SFPGLX20B13/SFPGLX20B13-w	Single-mode	1000 Base-LX BIDI/WDM	20km	TX 1310nm, RX 1550nm	-10~70°C/-40~85°C(W)
SFPGLX20B13D/SFPGLX20B13D-w	Single-mode	1000 Base-LX BIDI/WDM DDM	20km	TX 1310nm, RX 1550nm	-10~70°C/-40~85°C(W)
SFPGLX20B15/SFPGLX20B15-w	Single-mode	1000 Base-LX BIDI/WDM	20km	TX 1550nm, RX 1310nm	-10~70°C/-40~85°C(W)
SFPGLX20B15D/SFPGLX20B15D-w	Single-mode	1000 Base-LX BIDI/WDM DDM	20km	TX 1550nm, RX 1310nm	-10~70°C/-40~85°C(W)
SFPGLX40B13/SFPGLX40B13-w	Single-mode	1000 Base-LX BIDI/WDM	40km	TX 1310nm, RX 1550nm	-10~70°C/-40~85°C(W)
SFPGLX40B13D/SFPGLX40B13D-w	Single-mode	1000 Base-LX BIDI/WDM DDM	40km	TX 1310nm, RX 1550nm	-10~70°C/-40~85°C(W)
SFPGLX40B15/SFPGLX40B15-w	Single-mode	1000 Base-LX BIDI/WDM	40km	TX 1550nm, RX 1310nm	-10~70°C/-40~85°C(W)
SFPGLX40B15D/SFPGLX40B15D-w	Single-mode	1000 Base-LX BIDI/WDM DDM	40km	TX 1550nm, RX 1310nm	-10~70°C/-40~85°C(W)
SFPGLX60B13	Single-mode	1000 Base-LX BIDI/WDM	60km	TX 1310nm, RX 1550nm	-10~70°C
SFPGLX60B13D	Single-mode	1000 Base-LX BIDI/WDM DDM	60km	TX 1310nm, RX 1550nm	-10~70°C
SFPGLX60B15	Single-mode	1000 Base-LX BIDI/WDM	60km	TX 1550nm, RX 1310nm	-10~70°C
SFPGLX60B15D	Single-mode	1000 Base-LX BIDI/WDM DDM	60km	TX 1550nm, RX 1310nm	-10~70°C

DDM: Digital Diagnostic Monitoring

## Korenix Product Selection Guide - Industrial Power Supply



	Input Voltage Range	Output Voltage	Output Power	Working Temperature
DR-4524	85 ~ 264VAC 120 ~ 370VDC	24V	48W	-10~50°C
DR-75-24	85 ~ 264VAC 120 ~ 370VDC	24V	76.8W	-10~60°C
DR-75-48	85 ~ 264VAC 120 ~ 370VDC	48V	76.8W	-10~60°C
DR-120-24	88 ~ 132VAC/176 ~ 264VAC by switch 248 ~ 370VDC	24V	120W	-10~60°C
DRP-240-24	85 ~ 264VAC 120 ~ 370VDC	24V	240W	-10~70°C
DRP-480S-24	90 ~ 132VAC/180 ~ 264VAC by switch 254 ~ 370VDC	24V	480W	-20~70°C
MDR-20-24	85 ~ 264VAC 120 ~ 370VDC	24V	24W	-20~70°C
MDR-40-24	85 ~ 264VAC 120 ~ 370VDC	24V	40.8W	-20~70°C
MDR-60-24	85 ~ 264VAC 120 ~ 370VDC	24V	60W	-20~70°C
MDR-100-24	85 ~ 264VAC 120 ~ 370VDC	24V	96W	-10~60°C
MDR-100-48	85 ~ 264VAC 120 ~ 370VDC	48V	96W	-10~60°C
U65S111-P2J	95 ~ 264VAC 140 ~ 370VDC	48V	80W	-10~40°C
SDR-480-48	85 ~ 264VAC 120 ~ 370VDC	48V	480W	-20~70°C

- All product specifications are subject to change without further notice.
- Before applying to critical projects, please contact Korenix headquarter for up-to-date product specifications' consultancy.